

技術ノート KGTN 2017050901

現象

[GGH4.X-5.X/Windows] Belarc Advisor のレポートを採取する手順は？

説明

以下の手順で Belarc Advisor のインストールを行ってください。インストール後にレポートが表示されます。

<STEP#1>

ブラウザで https://www.belarc.com/products_belarc_advisor を開き，“DOWNLOAD A FREE COPY OF BELARC ADVISOR” をクリックします。

Belarc

PRODUCTS : Belarc Advisor

The **Belarc Advisor** builds a detailed profile of your installed software and hardware, network inventory, any missing Microsoft hotfixes, anti-virus status, security benchmarks, and displays the results in your Web browser.

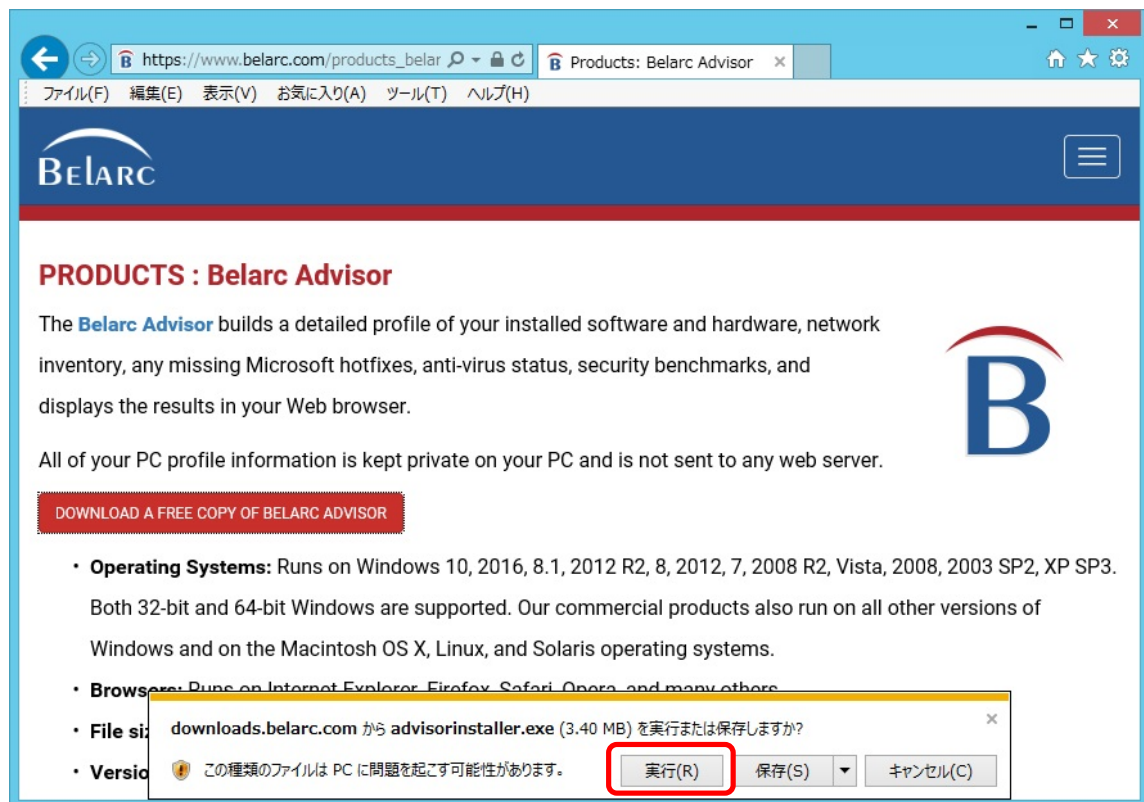
All of your PC profile information is kept private on your PC and is not sent to any web server.

DOWNLOAD A FREE COPY OF BELARC ADVISOR

- **Operating Systems:** Runs on Windows 10, 2016, 8.1, 2012 R2, 8, 2012, 7, 2008 R2, Vista, 2008, 2003 SP2, XP SP3. Both 32-bit and 64-bit Windows are supported. Our commercial products also run on all other versions of Windows and on the Macintosh OS X, Linux, and Solaris operating systems.
- **Browsers:** Runs on Internet Explorer, Firefox, Safari, Opera, and many others.
- **File size:** 3486 KB.
- **Version:** 8.5c

<STEP#2>

「実行」をクリックします。



The screenshot shows a web browser window with the URL https://www.belarc.com/products_belarc. The page title is "Products: Belarc Advisor". The Belarc logo is visible in the top left. The main heading is "PRODUCTS : Belarc Advisor". Below this, there is a description of the Belarc Advisor software and a button labeled "DOWNLOAD A FREE COPY OF BELARC ADVISOR". A list of features and system requirements is shown, including "Operating Systems", "Browsers", "File size", and "Version". A download dialog box is open in the foreground, asking "downloads.belarc.com から advisorinstaller.exe (3.40 MB) を実行または保存しますか?". The "実行(R)" button is highlighted with a red box.

Products: Belarc Advisor

PRODUCTS : Belarc Advisor

The **Belarc Advisor** builds a detailed profile of your installed software and hardware, network inventory, any missing Microsoft hotfixes, anti-virus status, security benchmarks, and displays the results in your Web browser.

All of your PC profile information is kept private on your PC and is not sent to any web server.

[DOWNLOAD A FREE COPY OF BELARC ADVISOR](#)

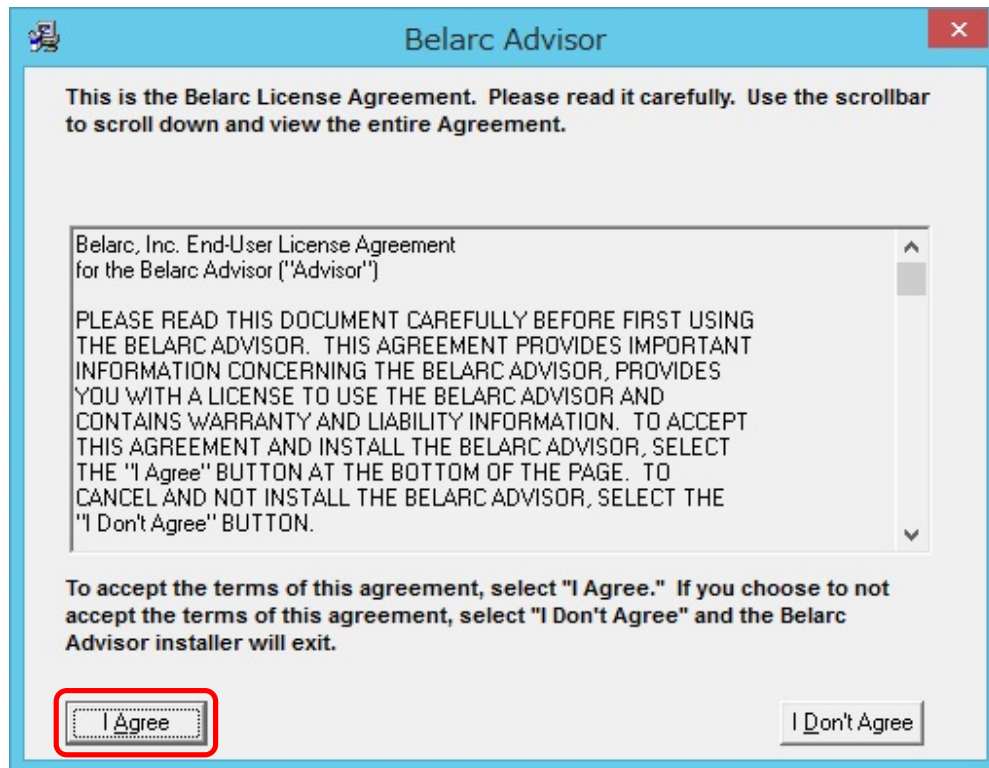
- **Operating Systems:** Runs on Windows 10, 2016, 8.1, 2012 R2, 8, 2012, 7, 2008 R2, Vista, 2008, 2003 SP2, XP SP3. Both 32-bit and 64-bit Windows are supported. Our commercial products also run on all other versions of Windows and on the Macintosh OS X, Linux, and Solaris operating systems.
- **Browsers:** Runs on Internet Explorer, Firefox, Safari, Opera, and many others.
- **File size:** 3.40 MB
- **Version:** この種類のファイルは PC に問題を起こす可能性があります。

downloads.belarc.com から advisorinstaller.exe (3.40 MB) を実行または保存しますか?

実行(R) 保存(S) キャンセル(C)

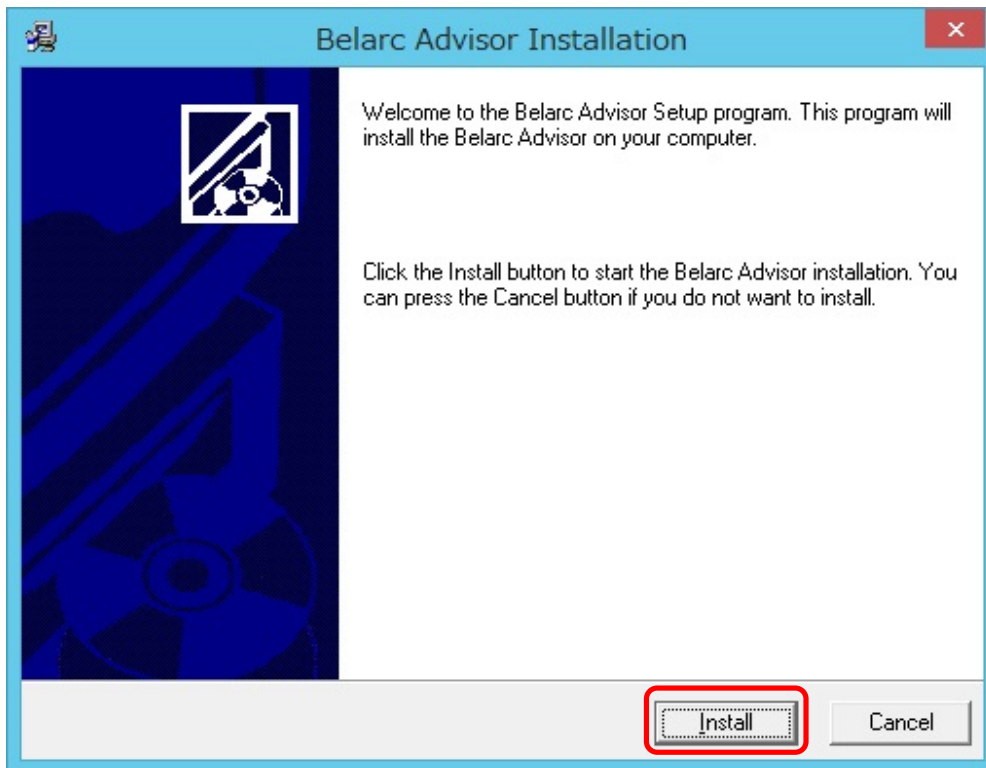
<STEP#3>

「I Agree」をクリックします。



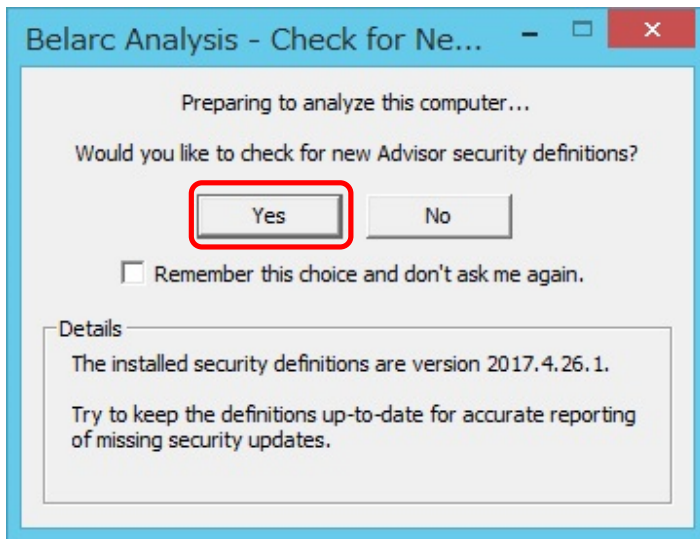
<STEP#4>

「Install」をクリックします。



<STEP#5>

「Yes」をクリックします。なお、この画面が続けて表示された場合は、同様に「Yes」をクリックしてください。



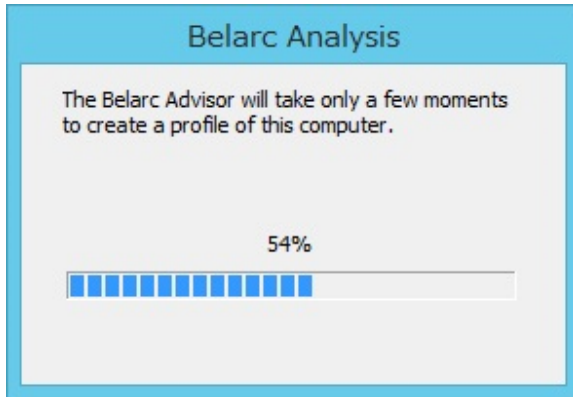
<STEP#6>

「OK」をクリックします。



<STEP#7>

情報収集処理が開始します（数分掛かることがあります）。



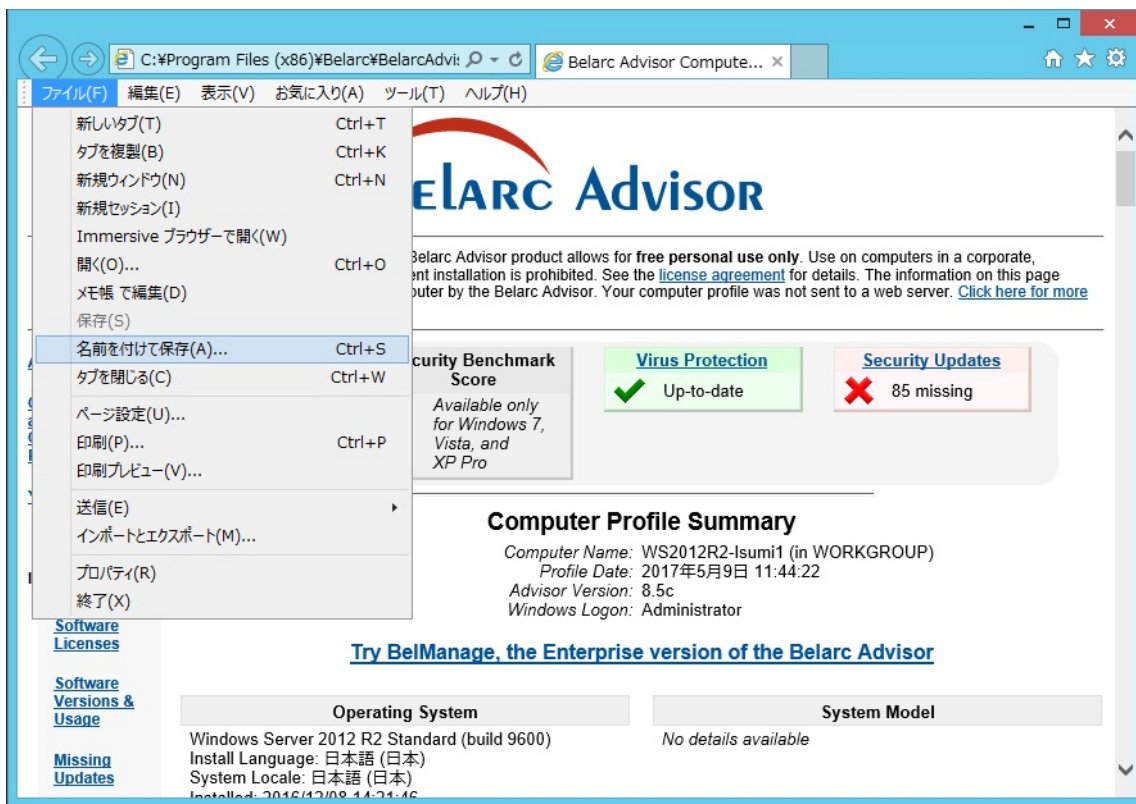
<STEP#8>

収集した情報がブラウザ上に表示されます。

The screenshot shows a web browser window displaying the Belarc Advisor interface. The browser's address bar shows the URL 'C:\Program Files (x86)\Belarc\BelarcAdvi...' and the page title is 'Belarc Advisor Compute...'. The interface includes a navigation menu with options like 'ファイル(F)', '編集(E)', '表示(V)', 'お気に入り(A)', 'ツール(T)', and 'ヘルプ(H)'. The main content area features the Belarc Advisor logo and a license notice. Below this, there are several status boxes: 'System Security Status' with a question mark, 'Security Benchmark Score' with a question mark and text 'Available only for Windows 7, Vista, and XP Pro', 'Virus Protection' with a green checkmark and 'Up-to-date', and 'Security Updates' with a red X and '85 missing'. A 'Computer Profile Summary' section provides details such as 'Computer Name: WS2012R2-Isumi1 (in WORKGROUP)', 'Profile Date: 2017年5月9日 11:44:22', 'Advisor Version: 8.5c', and 'Windows Logon: Administrator'. A link to 'Try BelManage, the Enterprise version of the Belarc Advisor' is also present. At the bottom, there are two columns: 'Operating System' showing 'Windows Server 2012 R2 Standard (build 9600)' and 'System Model' showing 'No details available'. A sidebar on the left contains links for 'About Belarc', 'Commercial and Government Products', 'Your Privacy', 'In page Links', 'Software Licenses', 'Software Versions & Usage', and 'Missing Updates'.

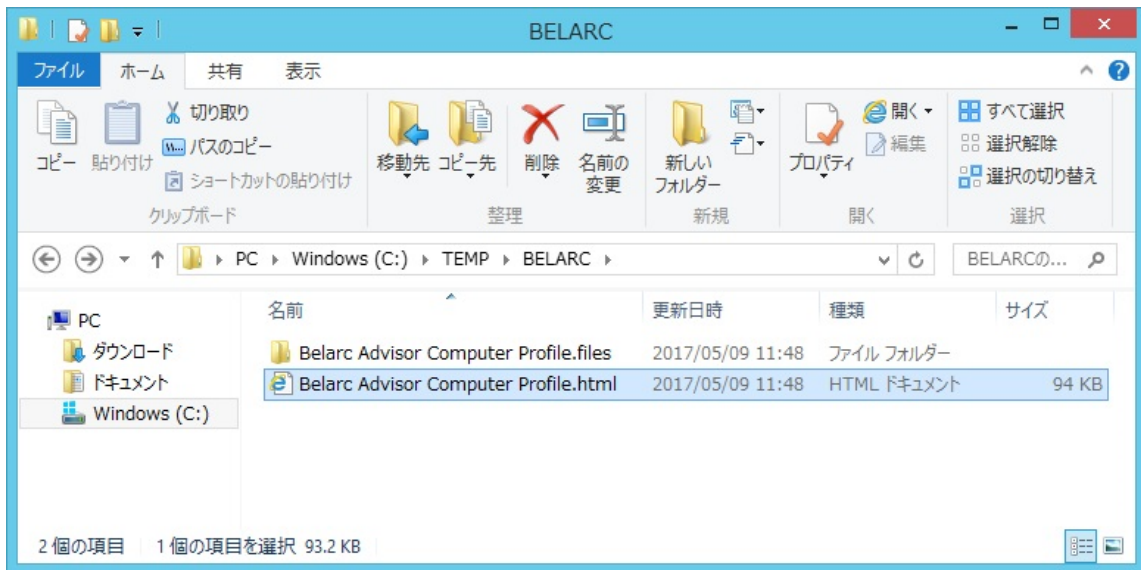
<STEP#9>

[ファイル] → [名前を付けて保存] で、空なフォルダーに採取した情報を保存します。



<STEP#10>

保存したフォルダーを ZIP 等で圧縮してお送りください。



Last reviewed: May 09, 2017
Status: DRAFT
Ref: NONE
Copyright © 2017 kitASP Corporation